

Environmental Impact Sheet

Rough&Ready | Support | hot dip galvanised steel

Material Description

Hot dip galvanised steel is mild steel with a protective layer of zinc. This zinc layer is applied after the product is fabricated by dipping it in molten zinc. This is one of the steel finishes that can be used for Rough&Ready supports. Hot dip galvanised steel goes back in the recycling loop of steel. According to the European Commission Technical Steel Research 98% of this type of steel will be recycled and 2% will end up in landfills after the end of life.

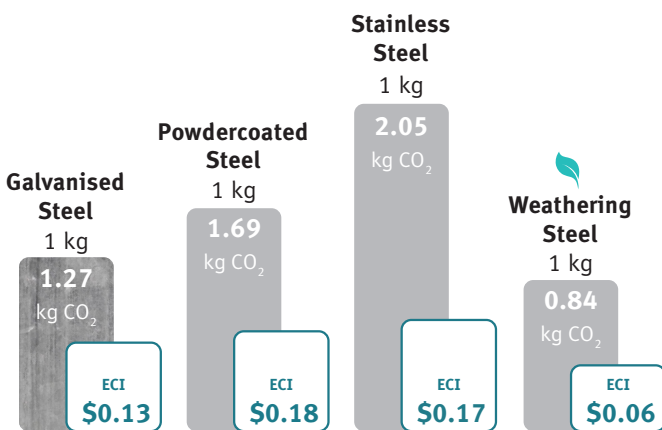
System Boundaries

In this lifecycle assessment (LCA), the lifecycle of the calculated unit is cradle-to-grave. The lifecycle stages that are included in the assessment are colored on the edge of the impact label. Stages that are not included, are white. The LCA's time span is 25 years. During this time span, 0% of the material is replaced with new material.

This LCA includes besides the material usages also all the production processes for making a Rough&Ready support. To give an overall impression and fair comparison between different metal options, the impact of a standard Rough&Ready support is divided by its own weight in that particular material. Therefore it shows the impact of 1 kg of that particular material when used for a standard Rough&Ready support including all the production processes. *

Impact Comparison

Rough&Ready support material options per kilo




Carbon footprint vs Environmental Cost Indicator (ECI)

Most sustainable choice for this product family (lowest ECI)

Results & Impact Label

The Environmental Cost Indicator (ECI, converted in USD) and the resulting carbon footprint (in kg), for all stages are identified along the edge of the impact label. In the center of the label, the total ECI and the total carbon footprint for the calculated unit are shown. The starting value of the ECI is in euros. This is converted with the following EU/USD exchange rate: €1.00:\$1.08235, 03-28-2024, OANDA. **



- A1: Raw material extraction, secondary material input
- A2: Transport to the manufacturer
- A3: Manufacturing
- A4: Transport to the building site
- A5: Installation on site
- B1: Use of the installed product
- B2: Maintenance
- B3: Repair
- B4: Replacement
- B5: Refurbishment
- B6: Operational energy use
- B7: Operational water use
- C1: De-construction, demolition
- C2: Transport to waste processing
- C3: Waste processing for reuse, recovery and/or recycling
- C4: Disposal
- D: Reuse, recovery and/or recycling potential, expressed as net impact and benefit

* More information can be found in 'Environmental Impact Sheet Explanation'

** This document is valid until: 01-01-2026

Fiche d'Impact Environnemental Rough&Ready | Piètement | thermolaquage sur acier galvanisé

Description du Matériau


Le thermolaquage peut être réalisé sur différents types de matériaux. Cette finition peut être utilisée sur les Rough&Ready piètement en acier galvanisé. L'acier galvanisé à chaud est un acier doux avec une couche protectrice de zinc. La couche de zinc est appliquée après la fabrication du produit, en le trempant dans un bain de zinc en fusion. L'acier galvanisé à chaud avec thermolaquage peut être réintégré dans le processus de recyclage de l'acier. Selon une étude de la commission Européenne sur l'acier, en fin de vie 98% de l'acier galvanisé est recyclé et 2% est mis en décharge.

Limites du Système

Dans L'Analyse du Cycle de Vie (ACV), le cycle de vie de l'unité calculée inclut les étapes du berceau au tombeau (cradle-to-grave). Les étapes du cycle de vie incluses sont indiquées au moyen d'une couleur sur le contour du cercle d'impact. Les étapes exclues sont indiquées en blanc. Le calcul de l'ACV se fait sur une durée de 25 ans. Pendant ce laps de temps 0% du matériau est remplacé par un nouveau matériau. Cette ACV comprend l'utilisation des matériaux et tous les processus de production nécessaires à la fabrication d'un piètement Rough&Ready. Pour permettre une comparaison équitable entre les différentes options de métal, l'impact d'un standard Rough&Ready piètement est divisé par son propre poids dans cette même finition. L'impact indiqué représente donc celui d'un kilogramme de ce matériau utilisé pour la production d'un piètement standard Rough&Ready, y compris le processus de production. *

Comparaison des impacts

Matériaux des piêtements Rough&Ready par kilo

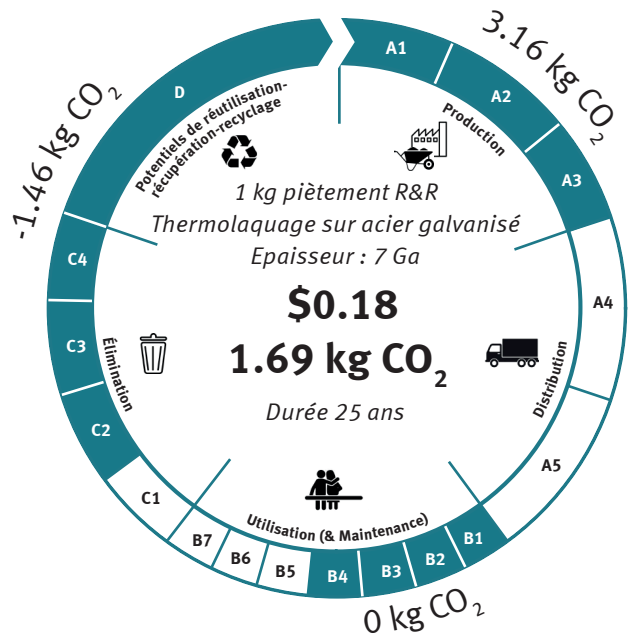


L'empreinte carbone vs l'Indicateur du Coût Environnemental (ECI)

Choix le plus durable dans la famille de produits (indice ECI le plus bas)

Résultats & Cercle d'Impact

L'Indicateur du Coût Environnemental (ECI : Environmental Cost Indicator, converti en USD) et l'empreinte carbone (en kg) sont calculés pour chaque étape du cycle de vie, ces données sont indiqués sur les bords du cercle d'impact. Au centre du cercle, les totaux du ECI et de l'empreinte carbone calculés sont indiqués. La valeur initiale de l'ICE est en euros. Elle est convertie selon le taux de change EU/USD suivant : 1.00 €:1.08235 \$, 03-28-2024, OANDA. **



- A1 : Extraction des matières premières, apport de matières secondaires
- A2 : Transport vers le fabricant
- A3 : Fabrication
- A4 : Transport vers le chantier de construction
- A5 : Installation sur le site
- B1 : Utilisation du produit installé
- B2 : Maintenance
- B3 : Réparation
- B4 : Remplacement
- B5 : Reconditionnement
- B6 : Utilisation opérationnelle de l'énergie
- B7 : Utilisation opérationnelle de l'eau
- C1 : Déconstruction, démolition
- C2 : Transport vers le traitement des déchets
- C3 : Traitement des déchets pour réutilisation, récupération et/ou recyclage
- C4 : Élimination
- D : Potentiel de réutilisation, de récupération et/ou de recyclage, exprimé en tant qu'impact net et avantage

* Plus d'informations disponibles sur la « Fiche Explicative de l'Impact Environnemental »

** Ce document est valable jusqu'au : 01-01-2026

Environmental Impact Sheet

Rough&Ready | Support | stainless steel

Material Description

Stainless steel is an alloy of steel with chromium, and nickel. Stainless steel can be used for Streetlife products. For aesthetic parts Streetlife uses stainless steel AISI3016, cold-rolled. This is one of the materials that can be used for the standard Rough&Ready supports. Stainless steel is usually recycled and can be recycled without losing its properties. 95% of this material will be recycled and 5% will end up in landfills after the end of life. A Streetlife product that is made of cold-rolled stainless steel has an average stainless steel scrap content of 65,2% .

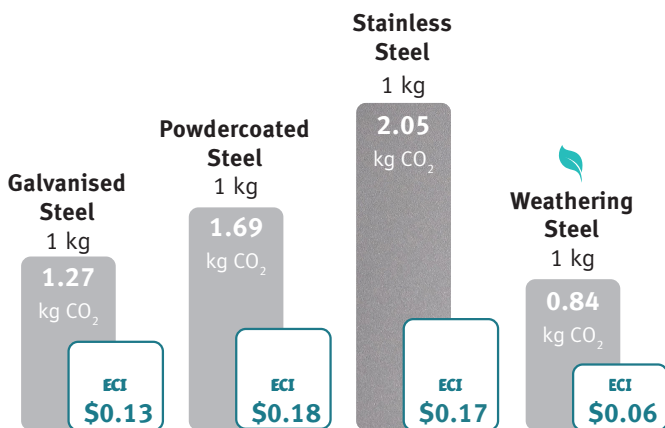
System Boundaries

In this lifecycle assessment (LCA), the lifecycle of the calculated unit is cradle-to-grave. The lifecycle stages that are included in the assessment are colored on the edge of the impact label. Stages that are not included, are white. The LCA's time span is 25 years. During this time span, 0% of the material is replaced with new material.

This LCA includes besides the material usages also all the production processes for making a Rough&Ready support. To give an overall impression and fair comparison between different metal options, the impact of a standard Rough&Ready support is divided by its own weight in that particular material. Therefore it shows the impact of 1 kg of that particular material when used for a standard Rough&Ready support including all the production processes. *

Impact Comparison

Rough&Ready supports material options per kilo




Carbon footprint vs Environmental Cost Indicator (ECI)

Most sustainable choice for this product family (lowest ECI)

Results & Impact Label

The Environmental Cost Indicator (ECI, converted in USD) and the resulting carbon footprint (in kg), for all stages are identified along the edge of the impact label. In the center of the label, the total ECI and the total carbon footprint for the calculated unit are shown. The starting value of the ECI is in euros. This is converted with the following EU/USD exchange rate: €1.00:\$1.08235, 03-28-2024, OANDA. **



- A1: Raw material extraction, secondary material input
- A2: Transport to the manufacturer
- A3: Manufacturing
- A4: Transport to the building site
- A5: Installation on site
- B1: Use of the installed product
- B2: Maintenance
- B3: Repair
- B4: Replacement
- B5: Refurbishment
- B6: Operational energy use
- B7: Operational water use
- C1: De-construction, demolition
- C2: Transport to waste processing
- C3: Waste processing for reuse, recovery and/or recycling
- C4: Disposal
- D: Reuse, recovery and/ or recycling potential, expressed as net impact and benefit

* More information can be found in 'Environmental Impact Sheet Explanation'

** This document is valid until: 01-01-2026

Environmental Impact Sheet

Rough&Ready | Support | weathering steel

Material Description

Weathering Steel is an alloy of steel, with chromium, copper and nickel. When the material is exposed to the atmosphere, a protective layer of rust (iron oxide) develops on the surface. This is one of the materials that can be used for the Rough&Ready supports. Weathering Steel goes back in the recycling loop of steel. According to the European Commission Technical Steel Research 98% for weathering steel will be recycled and 2% will end up in landfills after the end of life.

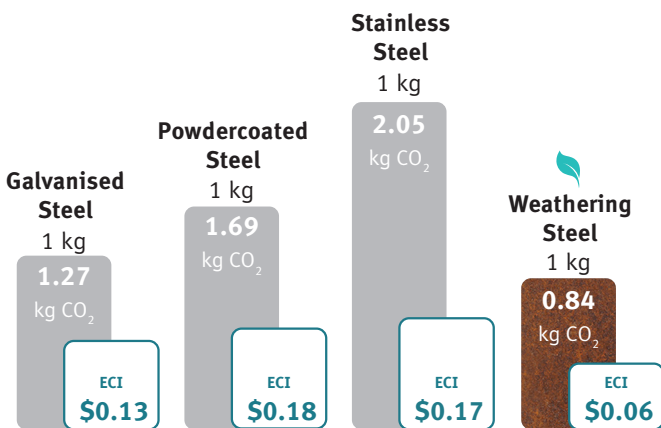
System Boundaries

In this lifecycle assessment (LCA), the lifecycle of the calculated unit is cradle-to-grave. The lifecycle stages that are included in the assessment are colored on the edge of the impact label. Stages that are not included, are white. The LCA's time span is 25 years. During this time span, 0% of the material is replaced with new material.

This LCA includes besides the material usages also all the production processes for making a Rough&Ready support. To give an overall impression and fair comparison between different metal options, the impact of a standard Rough&Ready support is divided by its own weight in that particular material. Therefore it shows the impact of 1 kg of that particular material when used for a standard Rough&Ready support including all the production processes. *

Impact Comparison

Rough&Ready support material options per kilo

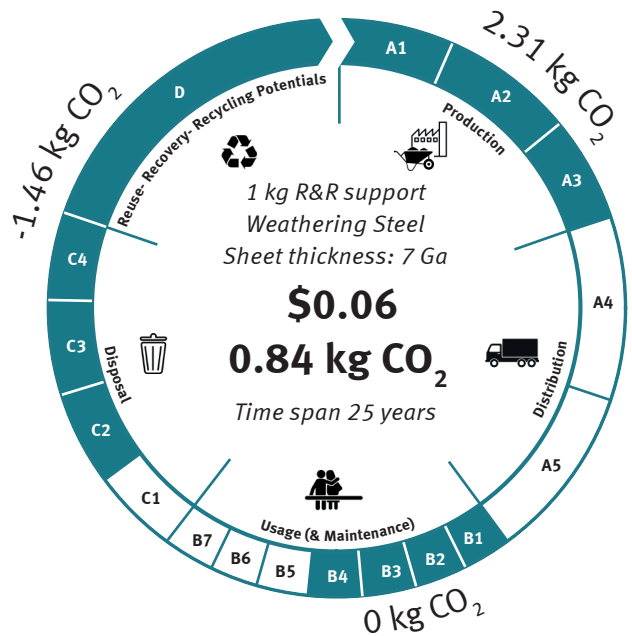


Carbon footprint vs Environmental Cost Indicator (ECI)

Most sustainable choice for this product family (lowest ECI)

Results & Impact Label

The Environmental Cost Indicator (ECI, converted in USD) and the resulting carbon footprint (in kg), for all stages are identified along the edge of the impact label. In the center of the label, the total ECI and the total carbon footprint for the calculated unit are shown. The starting value of the ECI is in euros. This is converted with the following EU/USD exchange rate: €1.00:\$1.08235, 03-28-2024, OANDA. **



- A1: Raw material extraction, secondary material input
- A2: Transport to the manufacturer
- A3: Manufacturing
- A4: Transport to the building site
- A5: Installation on site
- B1: Use of the installed product
- B2: Maintenance
- B3: Repair
- B4: Replacement
- B5: Refurbishment
- B6: Operational energy use
- B7: Operational water use
- C1: De-construction, demolition
- C2: Transport to waste processing
- C3: Waste processing for reuse, recovery and/or recycling
- C4: Disposal
- D: Reuse, recovery and/or recycling potential, expressed as net impact and benefit

* More information can be found in 'Environmental Impact Sheet Explanation'

** This document is valid until: 01-01-2026