

Environmental Impact Sheet

Rough&Ready | Support | Hot Dip Galvanised Steel

Material Description

Hot dip galvanised steel is mild steel with a protective layer of zinc. This zinc layer is applied after the product is fabricated by dipping it in molten zinc. This is one of the steel finishes that can be used for Rough&Ready supports. Hot dip galvanised steel goes back in the recycling loop of steel. According to the European Commission Technical Steel Research 98% of this type of steel will be recycled and 2% will end up in landfills after the end of life.

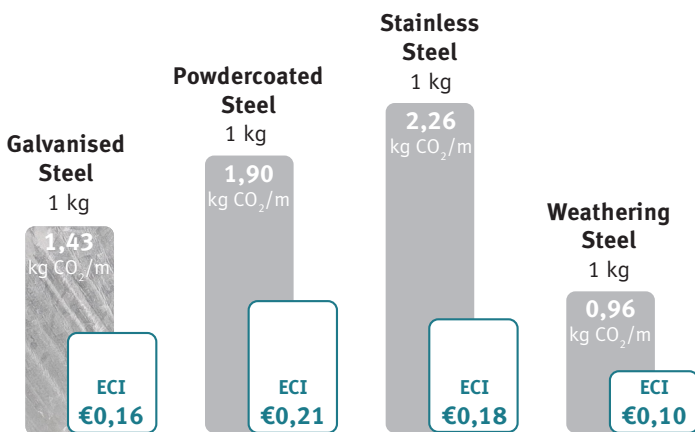
System Boundaries

In this lifecycle assessment (LCA), the lifecycle of the calculated unit is cradle-to-cradle. The lifecycle stages that are included in the assessment are colored on the edge of the impact label. Stages that are not included, are white. The LCA's time span is 25 years. During this time span, 0% of the material is replaced with new material.

This LCA includes besides the material usages also all the production processes for making a Rough&Ready support. To give an overall impression and fair comparison between different metal options, the impact of a standard Rough&Ready support is divided by its own weight in that particular material. Therefore it shows the impact of 1 kg of that particular material when used for a standard Rough&Ready support including all the production processes. *

Impact Comparison

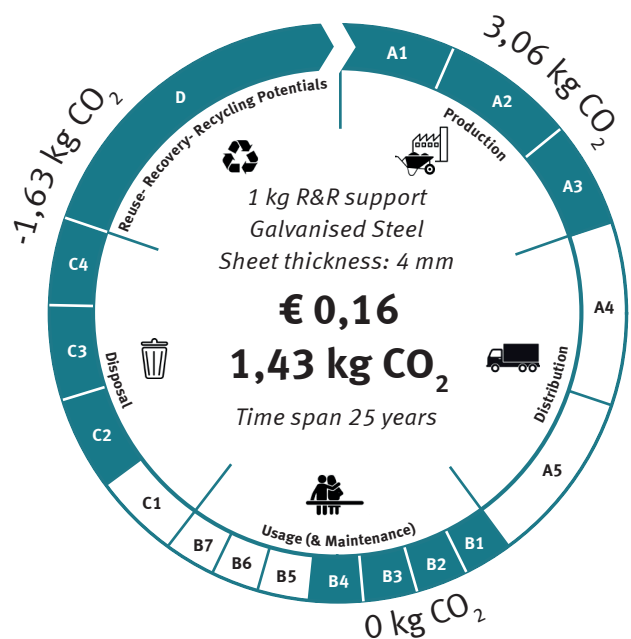
Rough&Ready Support material options per kilogram.



Carbon footprint vs Environmental Cost Indicator (ECI)

Results & Impact Label

The Environmental Cost Indicator (ECI, in euros) and the resulting carbon footprint (in kg), for all stages are identified along the edge of the impact label. In the centre of the label, the total ECI and the total carbon footprint for the calculated unit are shown.**



- A1: Raw material extraction, secondary material input
- A2: Transport to the manufacturer
- A3: Manufacturing
- A4: Transport to the building site
- A5: Installation on site
- B1: Use of the installed product
- B2: Maintenance
- B3: Repair
- B4: Replacement
- B5: Refurbishment
- B6: Operational energy use
- B7: Operational water use
- C1: De-construction, demolition
- C2: Transport to waste processing
- C3: Waste processing for reuse, recovery and/or recycling
- C4: Disposal
- D: Reuse, recovery and/or recycling potential, expressed as net impact and benefit

* More information can be found in 'Environmental Impact Sheet Explanation'

** This document is valid until: 01-01-2026

Environmental Impact Sheet

Rough&Ready | Support | Powder Coating On Hot Dip Galvanized Steel

Material Description

Powder coatings can be applied on various base materials. It is one of the steel finishes that can be used on a standard Rough&Ready support. The standard Rough&Ready support is made of hot dip galvanized steel. Hot dip galvanized steel is mild steel with a protective layer of zinc. This zinc layer is applied after the product is fabricated by dipping it in molten zinc. Hot dip galvanized steel with a powder coating goes back in the recycling loop of steel. According to the European Commission Technical Steel Research 98% of this type of steel will be recycled and 2% will end up in landfills after the end of life.

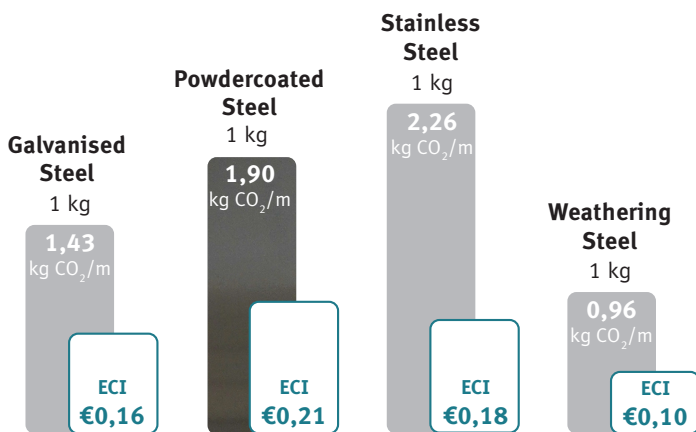
System Boundaries

In this lifecycle assessment (LCA), the lifecycle of the calculated unit is cradle-to-cradle. The lifecycle stages that are included in the assessment are colored on the edge of the impact label. Stages that are not included, are white. The LCA's time span is 25 years. During this time span, 0% of the material is replaced with new material.

This LCA includes besides the material usages also all the production processes for making a Rough&Ready support. To give an overall impression and fair comparison between different metal options, the impact of a standard Rough&Ready support is divided by its own weight in that particular material. Therefore it shows the impact of 1 kg of that particular material when used for a standard Rough&Ready support including all the production processes. *

Impact Comparison

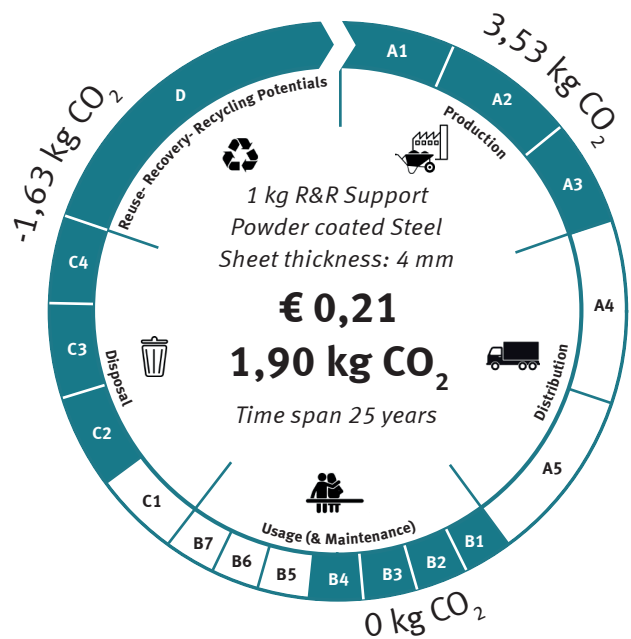
Rough&Ready Support material options per kilogram.



Carbon footprint vs Environmental Cost Indicator (ECI)

Results & Impact Label

The Environmental Cost Indicator (ECI, in euros) and the resulting carbon footprint (in kg), for all stages are identified along the edge of the impact label. In the centre of the label, the total ECI and the total carbon footprint for the calculated unit are shown.**



- A1: Raw material extraction, secondary material input
- A2: Transport to the manufacturer
- A3: Manufacturing
- A4: Transport to the building site
- A5: Installation on site
- B1: Use of the installed product
- B2: Maintenance
- B3: Repair
- B4: Replacement
- B5: Refurbishment
- B6: Operational energy use
- B7: Operational water use
- C1: De-construction, demolition
- C2: Transport to waste processing
- C3: Waste processing for reuse, recovery and/or recycling
- C4: Disposal
- D: Reuse, recovery and/ or recycling potential, expressed as net impact and benefit

* More information can be found in 'Environmental Impact Sheet Explanation'

** This document is valid until: 01-01-2026

Environmental Impact Sheet

Rough&Ready | Support | Stainless Steel

Material Description

Stainless steel is an alloy of steel with chromium, and nickel. Stainless steel can be used for Streetlife products. For aesthetic parts Streetlife uses stainless steel AISI3016, cold-rolled. This is one of the materials that can be used for the standard Rough&Ready supports. Stainless steel is usually recycled and can be recycled without losing its properties. 95% of this material will be recycled and 5% will end up in landfills after the end of life. A Streetlife product that is made of cold-rolled stainless steel has an average stainless steel scrap content of 65,2% .

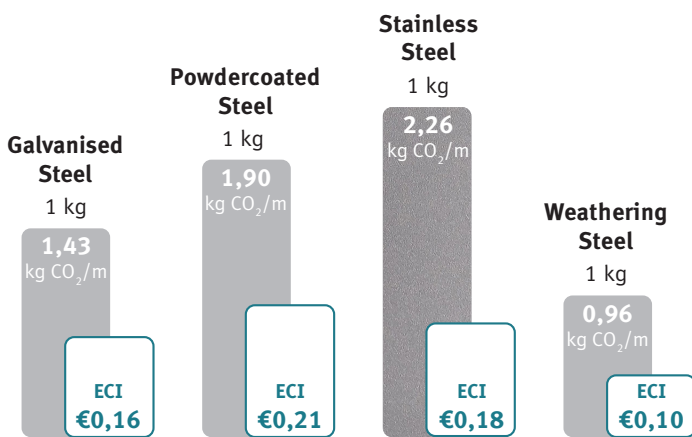
System Boundaries

In this lifecycle assessment (LCA), the lifecycle of the calculated unit is cradle-to-cradle. The lifecycle stages that are included in the assessment are colored on the edge of the impact label. Stages that are not included, are white. The LCA's time span is 25 years. During this time span, 0% of the material is replaced with new material.

This LCA includes besides the material usages also all the production processes for making a Rough&Ready support. To give an overall impression and fair comparison between different metal options, the impact of a standard Rough&Ready support is divided by its own weight in that particular material. Therefore it shows the impact of 1 kg of that particular material when used for a standard Rough&Ready support including all the production processes. *

Impact Comparison

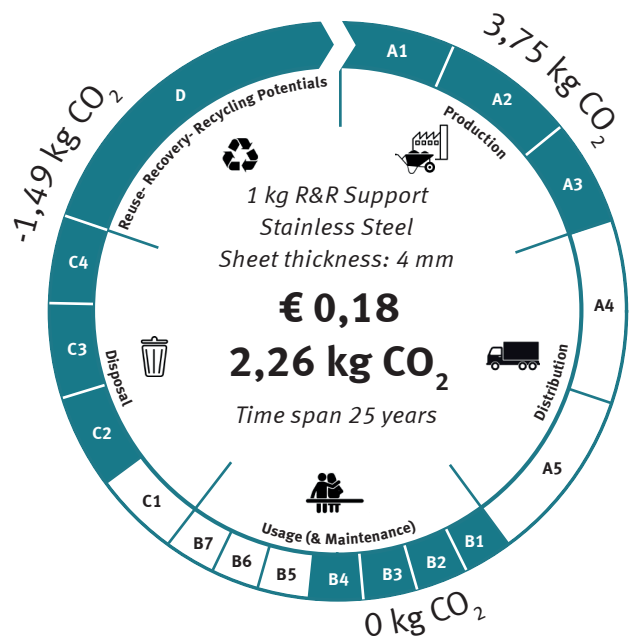
Rough&Ready Support material options per kilogram.



Carbon footprint vs Environmental Cost Indicator (ECI)

Results & Impact Label

The Environmental Cost Indicator (ECI, in euros) and the resulting carbon footprint (in kg), for all stages are identified along the edge of the impact label. In the centre of the label, the total ECI and the total carbon footprint for the calculated unit are shown.**



- A1: Raw material extraction, secondary material input
- A2: Transport to the manufacturer
- A3: Manufacturing
- A4: Transport to the building site
- A5: Installation on site
- B1: Use of the installed product
- B2: Maintenance
- B3: Repair
- B4: Replacement
- B5: Refurbishment
- B6: Operational energy use
- B7: Operational water use
- C1: De-construction, demolition
- C2: Transport to waste processing
- C3: Waste processing for reuse, recovery and/ or recycling
- C4: Disposal
- D: Reuse, recovery and/ or recycling potential, expressed as net impact and benefit

* More information can be found in 'Environmental Impact Sheet Explanation'

** This document is valid until: 01-01-2026

Environmental Impact Sheet

Rough&Ready | Support | Weathering Steel

Material Description

Weathering Steel is an alloy of steel, with chromium, copper and nickel. When the material is exposed to the atmosphere, a protective layer of rust (iron oxide) develops on the surface. This is one of the materials that can be used for the Rough&Ready supports. Weathering Steel goes back in the recycling loop of steel. According to the European Commission Technical Steel Research 98% for weathering steel will be recycled and 2% will end up in landfills after the end of life.

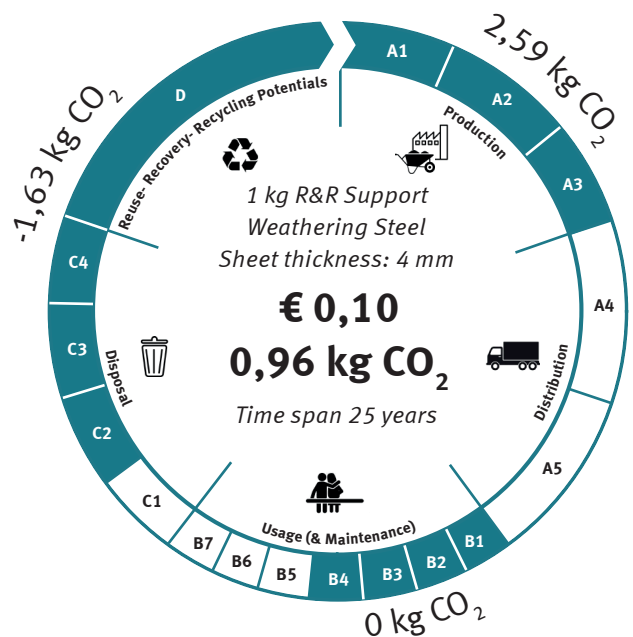
System Boundaries

In this lifecycle assessment (LCA), the lifecycle of the calculated unit is cradle-to-cradle. The lifecycle stages that are included in the assessment are colored on the edge of the impact label. Stages that are not included, are white. The LCA's time span is 25 years. During this time span, 0% of the material is replaced with new material.

This LCA includes besides the material usages also all the production processes for making a Rough&Ready support. To give an overall impression and fair comparison between different metal options, the impact of a standard Rough&Ready support is divided by its own weight in that particular material. Therefore it shows the impact of 1 kg of that particular material when used for a standard Rough&Ready support including all the production processes. *

Results & Impact Label

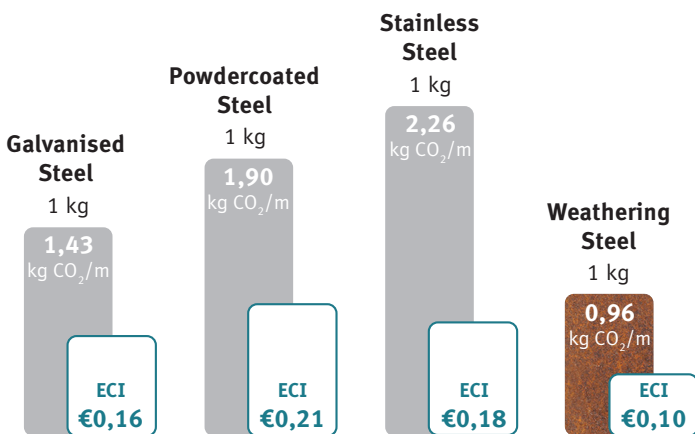
The Environmental Cost Indicator (ECI, in euros) and the resulting carbon footprint (in kg), for all stages are identified along the edge of the impact label. In the centre of the label, the total ECI and the total carbon footprint for the calculated unit are shown.**



- A1: Raw material extraction, secondary material input
- A2: Transport to the manufacturer
- A3: Manufacturing
- A4: Transport to the building site
- A5: Installation on site
- B1: Use of the installed product
- B2: Maintenance
- B3: Repair
- B4: Replacement
- B5: Refurbishment
- B6: Operational energy use
- B7: Operational water use
- C1: De-construction, demolition
- C2: Transport to waste processing
- C3: Waste processing for reuse, recovery and/or recycling
- C4: Disposal
- D: Reuse, recovery and/ or recycling potential, expressed as net impact and benefit

Impact Comparison

Rough&Ready Support material options per kilogram.



Carbon footprint vs Environmental Cost Indicator (ECI)

* More information can be found in 'Environmental Impact Sheet Explanation'

** This document is valid until: 01-01-2026